







2015 Selected Transactions ⁽¹⁾

<p>\$25,000,000</p> <p>Convertible Notes <i>Sole Placement Agent</i></p> <p>November 2015</p>	<p>\$33,000,000</p> <p>Initial Public Offering <i>Co-Manager</i></p> <p>July 2015</p>	<p>\$16,000,000</p> <p>Follow-On Offering <i>Financial Advisor</i></p> <p>July 2015</p>	<p>\$3,013,000</p> <p>Registered Direct <i>Sole Placement Agent</i></p> <p>July 2015</p>
<p>\$29,423,000</p> <p>PIPE <i>Co-Placement Agent</i></p> <p>July 2015</p>	<p>\$14,062,000</p> <p>Initial Public Offering <i>Co-Manager</i></p> <p>June 2015</p>	<p>\$52,900,000</p> <p>Follow-On Offering <i>Co-Manager</i></p> <p>June 2015</p>	<p>\$230,000,000</p> <p>Convertible Notes <i>Co-Manager</i></p> <p>June 2015</p>
<p>\$15,000,000</p> <p>Preferred Offering <i>Joint Bookrunner</i></p> <p>May 2015</p>	<p>\$5,297,000</p> <p>PIPE <i>Lead Agent</i></p> <p>May 2015</p>	<p>\$500,000,000</p> <p>Senior Notes <i>Co-Manager</i></p> <p>May 2015</p>	<p>\$150,000,000</p> <p>Convertible Notes <i>Co-Manager</i></p> <p>May 2015</p>
<p>\$17,250,000</p> <p>Follow-On Offering <i>Co-Manager</i></p> <p>May 2015</p>	<p>\$2,229,000</p> <p>Preferred Offering <i>Bookrunner</i></p> <p>May 2015</p>	<p>\$172,500,000</p> <p>Convertible Notes <i>Co-Manager</i></p> <p>May 2015</p>	<p>\$16,000,000</p> <p>Senior Secured Notes <i>Joint Bookrunner</i></p> <p>May 2015</p>

2015 Selected Transactions ⁽¹⁾ continued

<p>\$2,500,000</p>  <p>Preferred Offering <i>Sole Placement Agent</i></p> <p>April 2015</p>	<p>\$24,000,000</p>  <p>Follow-On Offering <i>Co-Manager</i></p> <p>April 2015</p>	<p>\$14,806,000</p>  <p>Preferred Offering <i>Co-Manager</i></p> <p>April 2015</p>	<p>\$6,375,000</p>  <p>Preferred Offering <i>Joint Bookrunner</i></p> <p>April 2015</p>
<p>\$115,000,000</p>  <p>Convertible Notes <i>Co-Manager</i></p> <p>March 2015</p>	<p>\$3,100,000</p>  <p>Registered Direct & PIPE <i>Co-Manager</i></p> <p>March 2015</p>	<p>\$9,711,000</p>  <p>Follow-On Offering <i>Co-Manager</i></p> <p>February 2015</p>	<p>\$202,400,000</p>  <p>Follow-On Offering <i>Co-Manager</i></p> <p>February 2015</p>
<p>\$200,000,000</p>  <p>Follow-On Offering <i>Co-Manager</i></p> <p>January 2015</p>	<p>\$7,065,000</p>  <p>Registered Direct <i>Co-Manager</i></p> <p>January 2015</p>	<p>\$3,125,000</p>  <p>PIPE <i>Sole Placement Agent</i></p> <p>January 2015</p>	

⁽¹⁾ Includes transactions completed by Sumer Street Research Partners